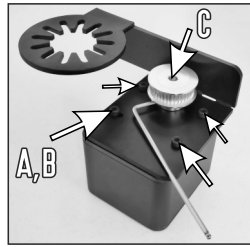


**Motor Focus Kit & FocusCube installation guide for Celestron C, Edge & RASA Telescopes**

- A. Use the 4 x Allen head bolts and attach the bracket to the motor.**
- B. Do not overtight them as you need to adjust the final tension of the timing belt (Step 6).**
- C. Attach and tight the smaller pulley to the motor shaft.**




**Step 1**

**Grab and pull out the rubber knob**




**Step 2**

**Use a Philips screwdriver to remove the stock 3 screws  
(do not remove the stock orange spacer)**



**Step 3**

**Place the "margareta" bracket into the focuser's shaft and use  
our 3 longer screws to secure it in place .**



**Step 4**

**Attach the Large pulley to the shaft of the focuser and tight its grab screws**




**Step 5**

**Place the belt between the Pulleys.**



**Step 6**

**The bracket has 4 oval holes that allows the motor to slide left or right.  
Slide the motor to tension the belt.  
Secure the 4 x Allen head bolts.**



**You are ready to focus!**