




Pegasus Lens motor kit installation




Step 1
Kit includes an aluminum pulley and a belt



Step 2
Attach the pulley on the motor shaft. Secure lock the two grab screws.




Step 3
You 'll need a 3" dovetail bar.
Grab the L shaped bracket on the bar and secure lock it with a bolt / spacer.



Step 4
Attach your CCD / DSLR Camera on the bar
You might need a special adapter / rings to attach the camera



Step 5
Create tension between pulley and lens to achieve better grip.
(Most lenses have a teeth ring to attach the belt on it)



You are ready to go...